



GERENCIA DE OPEMAN  
AREA OPERACIONES



## SISTEMA HIDRAULICO MAYOR DE RIEGO LA HUACA BALANCE HIDRICO ANUAL

**AÑO 2015**

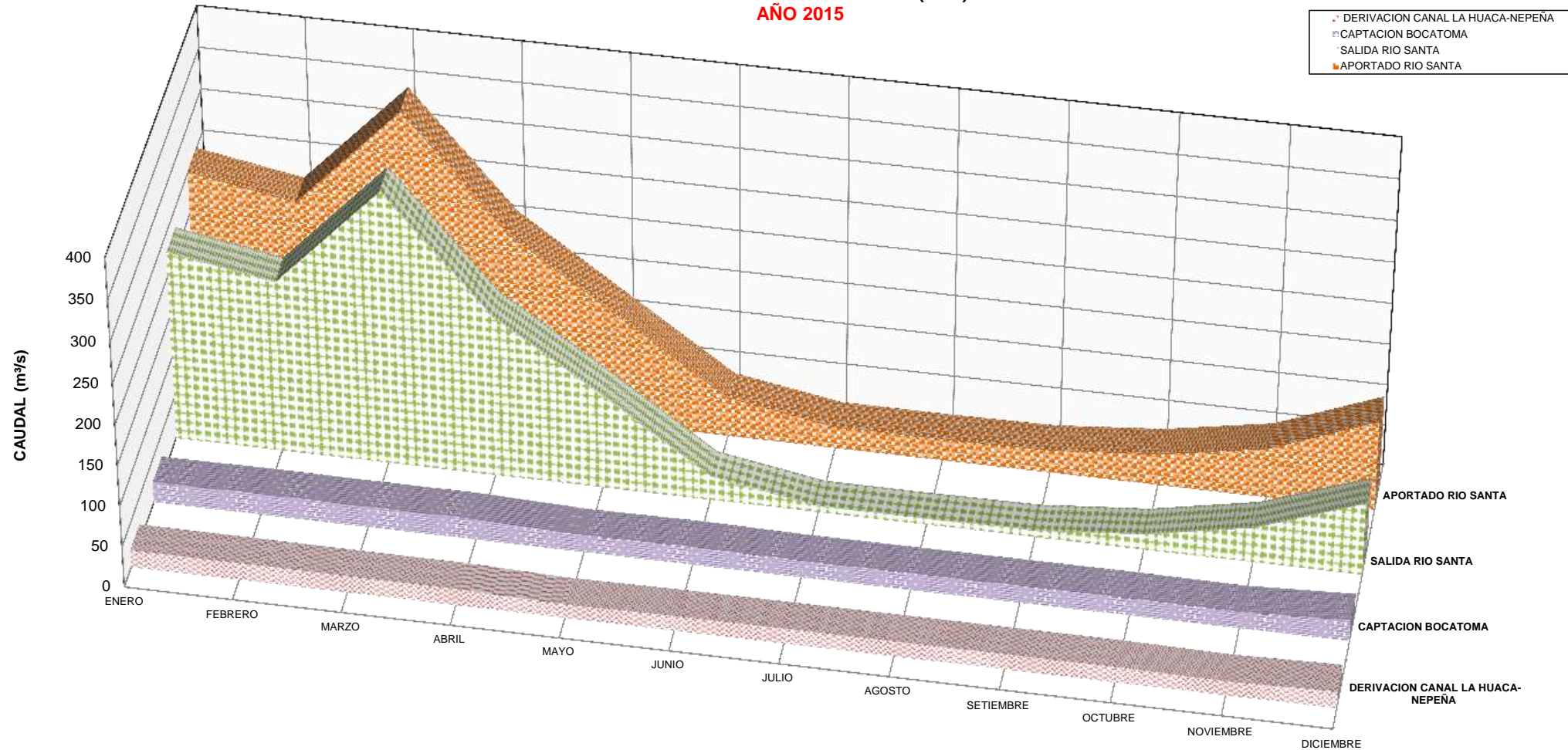
MES	CAUDAL PROMEDIO (m <sup>3</sup> /s)				Q. HORARIOS (m <sup>3</sup> /s)		VOLUMENES							
	APORTADO RIO SANTA	CAPTACION BOCATOMA	DERIVACION CANAL LA HUACA-NEPEÑA	SALIDA RIO SANTA	MAXIMO HORARIO	MINIMO HORARIO	APORTE TOTAL RIO SANTA		CAPTACION BOCATOMA LA HUACA		DERIVACION CANAL HUACA-NEPEÑA		SALIDA RIO SANTA	
							PROMEDIO (m <sup>3</sup> )	ACUMULADO (m <sup>3</sup> )	PROMEDIO (m <sup>3</sup> )	ACUMULADO (m <sup>3</sup> )	PROMEDIO (m <sup>3</sup> )	ACUMULADO (m <sup>3</sup> )	PROMEDIO (m <sup>3</sup> )	ACUMULADO (m <sup>3</sup> )
ENERO	250.984	24.969	21.045	229.940	510.073	97.073	21,685,037	672,236,150	2,157,357	66,878,060	1,818,260	56,366,064	19,866,777	615,870,086
FEBRERO	229.244	26.073	21.073	208.171	457.073	106.073	19,806,694	554,587,430	2,252,707	63,075,802	1,820,707	50,979,802	17,985,987	503,607,629
MARZO	352.735	25.437	20.450	332.285	874.073	145.073	30,476,315	944,765,770	2,197,734	68,129,744	1,766,897	54,773,798	28,709,418	889,991,971
ABRIL	216.711	25.414	20.414	196.297	415.037	98.037	18,723,842	561,715,258	2,195,755	65,872,642	1,763,758	52,912,742	16,960,084	508,802,515
MAYO	131.818	21.201	16.967	114.851	321.073	64.000	11,389,061	353,060,899	1,831,761	56,784,589	1,465,952	45,444,499	9,923,110	307,616,400
JUNIO	47.373	22.396	18.455	28.918	105.046	22.627	4,093,004	122,790,125	1,935,047	58,051,400	1,594,492	47,834,755	2,498,512	74,955,370
JULIO	26.063	20.728	18.793	7.270	61.037	19.011	2,251,829	69,806,707	1,790,920	55,518,516	1,623,690	50,334,394	628,139	19,472,314
AGOSTO	26.045	20.886	18.886	7.160	40.037	21.119	2,250,327	69,760,138	1,804,518	55,940,065	1,631,709	50,582,966	618,618	19,177,171
SETIEMBRE	27.355	21.106	19.106	8.249	49.046	21.390	2,363,455	70,903,642	1,823,574	54,707,224	1,650,776	49,523,270	712,679	21,380,371
OCTUBRE	38.269	21.370	19.370	18.899	89.046	19.011	3,306,428	102,499,258	1,846,340	57,236,526	1,673,543	51,879,830	1,632,885	50,619,427
NOVIEMBRE	60.588	20.288	17.556	43.032	128.000	14.317	5,234,829	157,044,874	1,752,911	52,587,324	1,516,873	45,506,189	3,717,956	111,538,685
DICIEMBRE	109.408	25.822	20.822	88.586	234.073	26.752	9,452,846	293,038,214	2,231,003	69,161,106	1,799,007	55,769,213	7,653,839	237,269,002
<b>PROMEDIO</b>	<b>126.383</b>	<b>22.974</b>	<b>19.411</b>	<b>106.971</b>	273.635	54.540	<b>10,919,472</b>	331,017,372	<b>1,984,969</b>	60,328,583	<b>1,677,139</b>	50,992,294	<b>9,242,334</b>	280,025,078
<b>TOTAL (m<sup>3</sup>)</b>							131,033,667	<b>3,972,208,464</b>	23,819,626	<b>723,942,998</b>	20,125,663	<b>611,907,523</b>	110,908,004	<b>3,360,300,941</b>
<b>TOTAL (MMC)</b>							-	<b>3,972.21</b>	-	<b>723.94</b>	-	<b>611.91</b>	-	<b>3,360.30</b>
<b>MAXIMO</b>	352.735	26.073	21.073	332.285	<b>874.073</b>	-	30,476,315	944,765,770	2,252,707	69,161,106	1,820,707	56,366,064	28,709,418	19,177,171
<b>MINIMO</b>	26.045	20.288	16.967	7.160	-	<b>14.317</b>	2,250,327	69,760,138	1,752,911	52,587,324	1,465,952	45,444,499.20	618,618	19,177,171
<b>PORCENTAJE</b>	-				-		<b>100%</b>		-		<b>15.36%</b>		<b>84.64%</b>	



GERENCIA DE OPEMAN  
AREA OPERACIONES



### SISTEMA HIDRAULICO MAYOR DE RIEGO LA HUACA CAUDAL PROMEDIO MENSUAL (m<sup>3</sup>/s) AÑO 2015



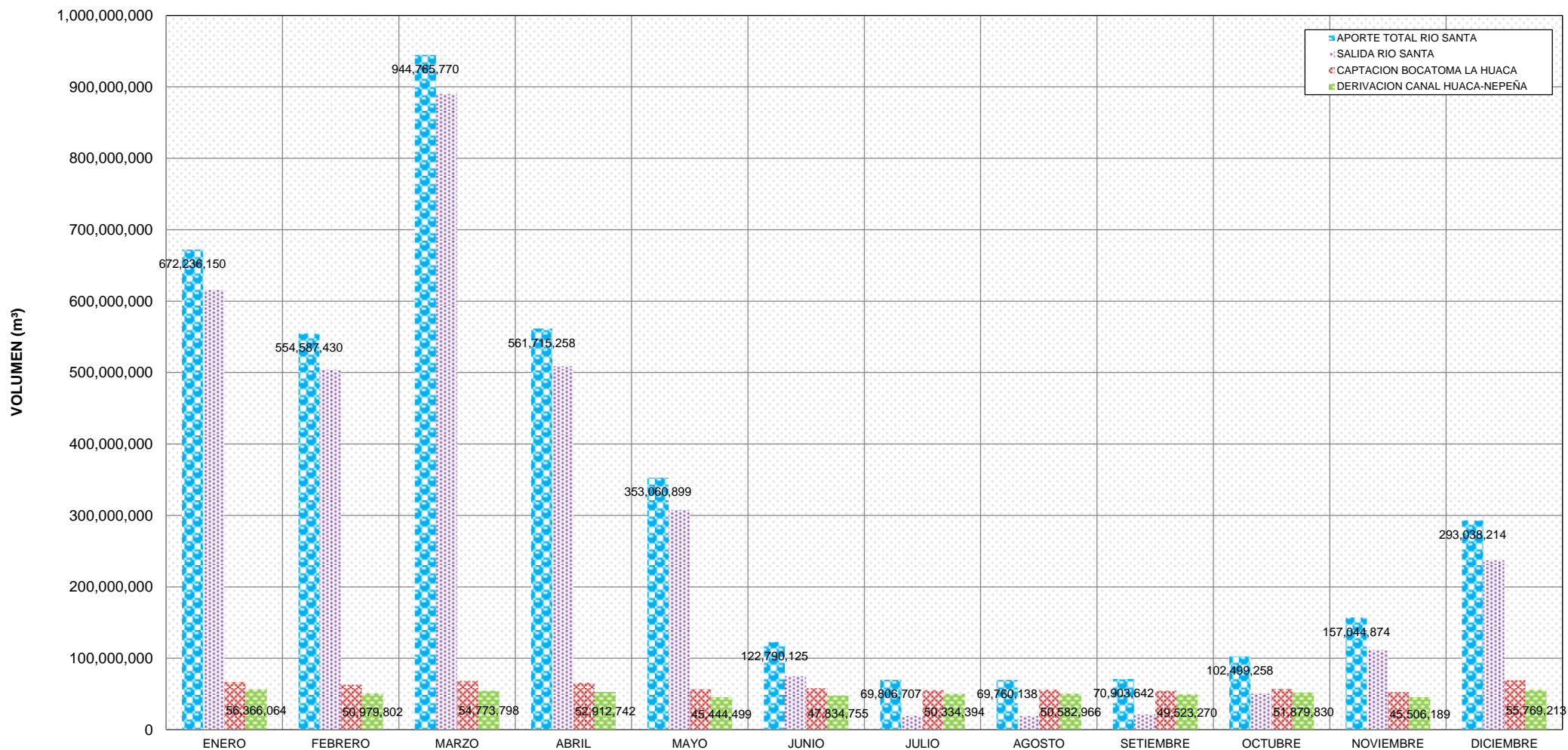


GERENCIA DE OPEMAN  
AREA OPERACIONES



### SISTEMA HIDRAULICO MAYOR DE RIEGO LA HUACA VOLUMEN ACUMULADO MENSUAL (m³)

**AÑO 2015**

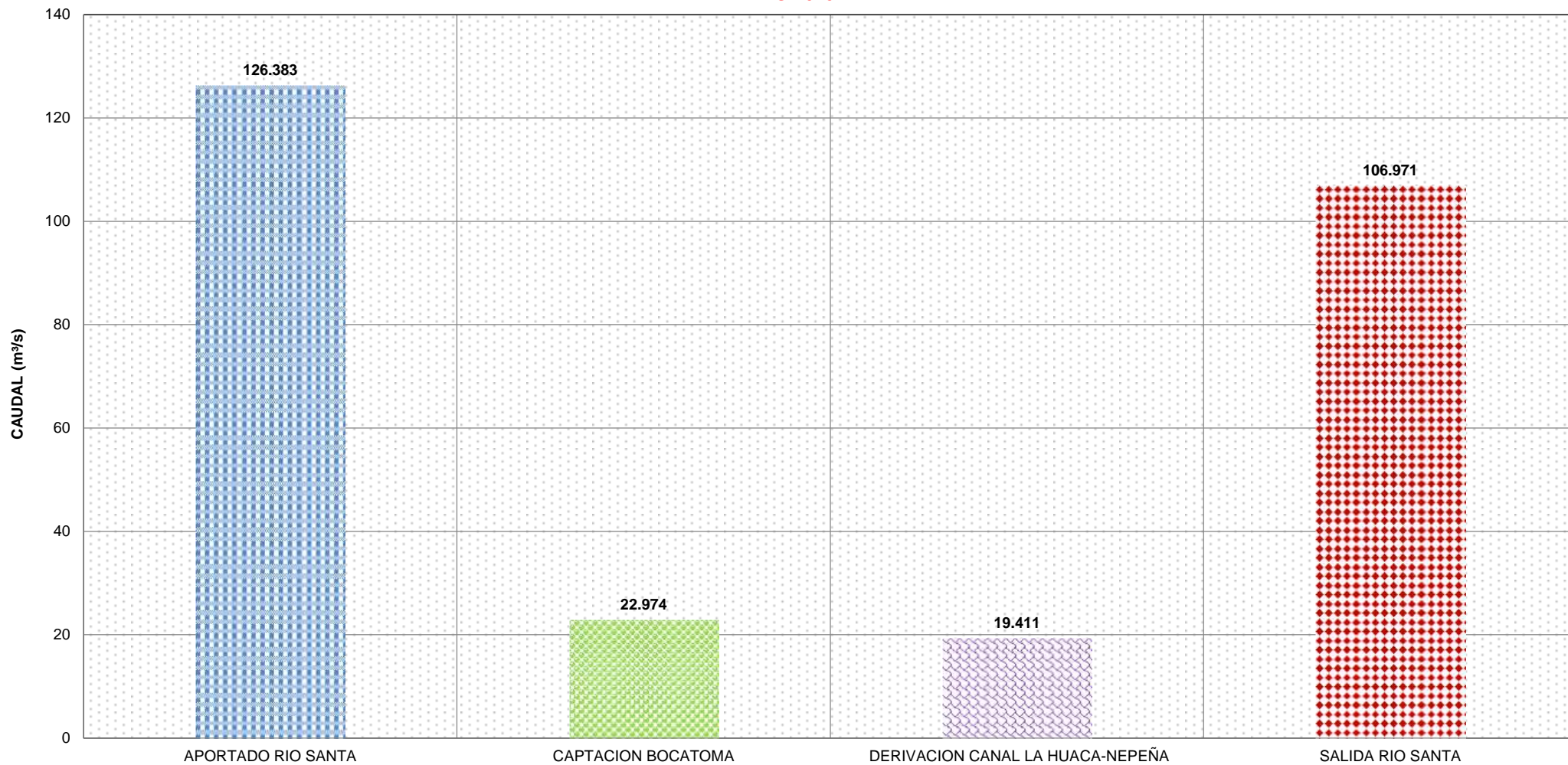




GERENCIA DE OPEMAN  
AREA OPERACIONES



**SISTEMA HIDRAULICO MAYOR DE RIEGO LA HUACA**  
**CAUDAL PROMEDIO ANUAL (m<sup>3</sup>/s)**  
**AÑO 2015**

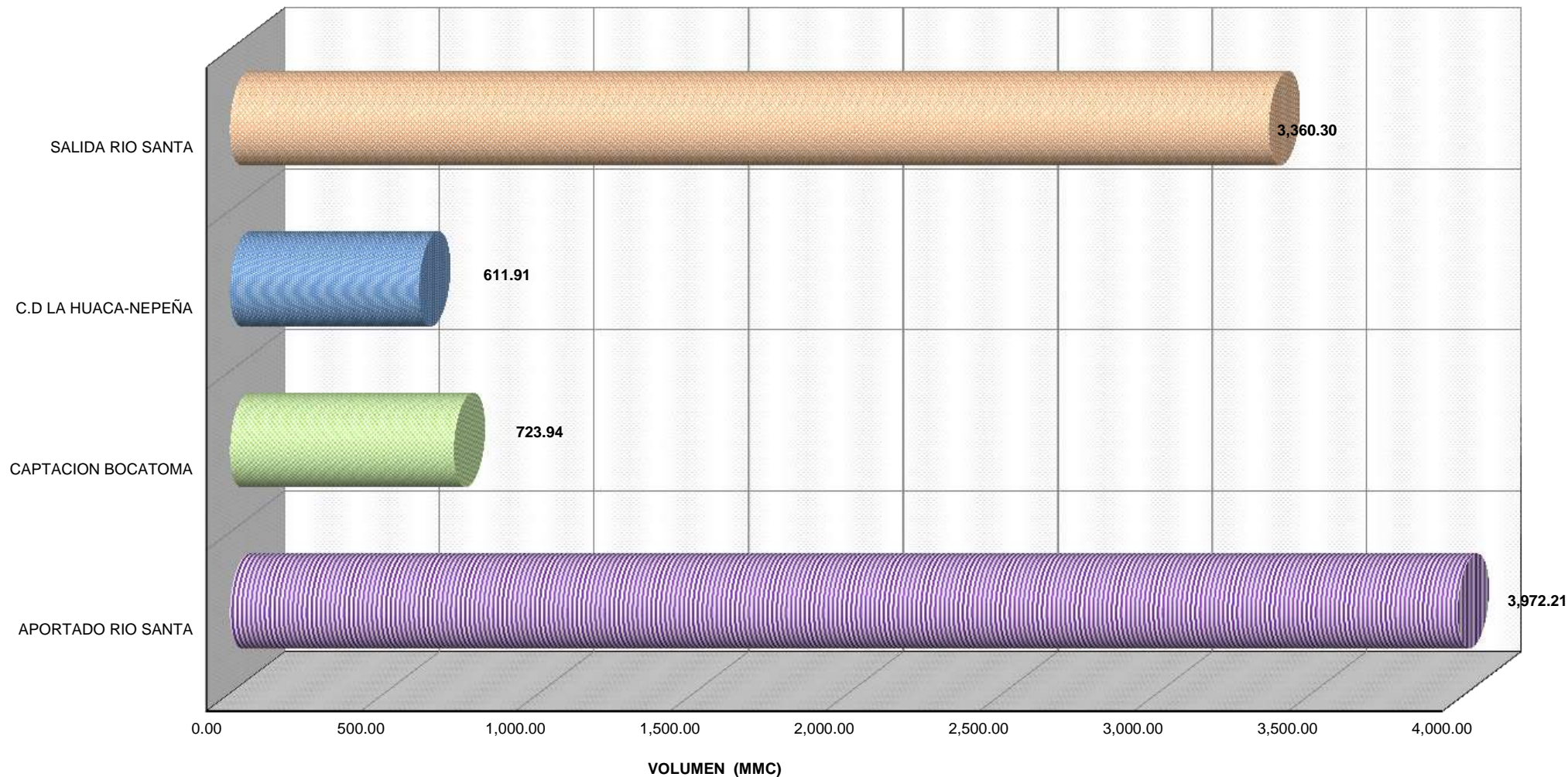




GERENCIA DE OPEMAN  
AREA OPERACIONES



**SISTEMA HIDRAULICO MAYOR DE RIEGO LA HUACA**  
**VOLUMEN ACUMULADO ANUAL (MMC)**  
**AÑO 2015**

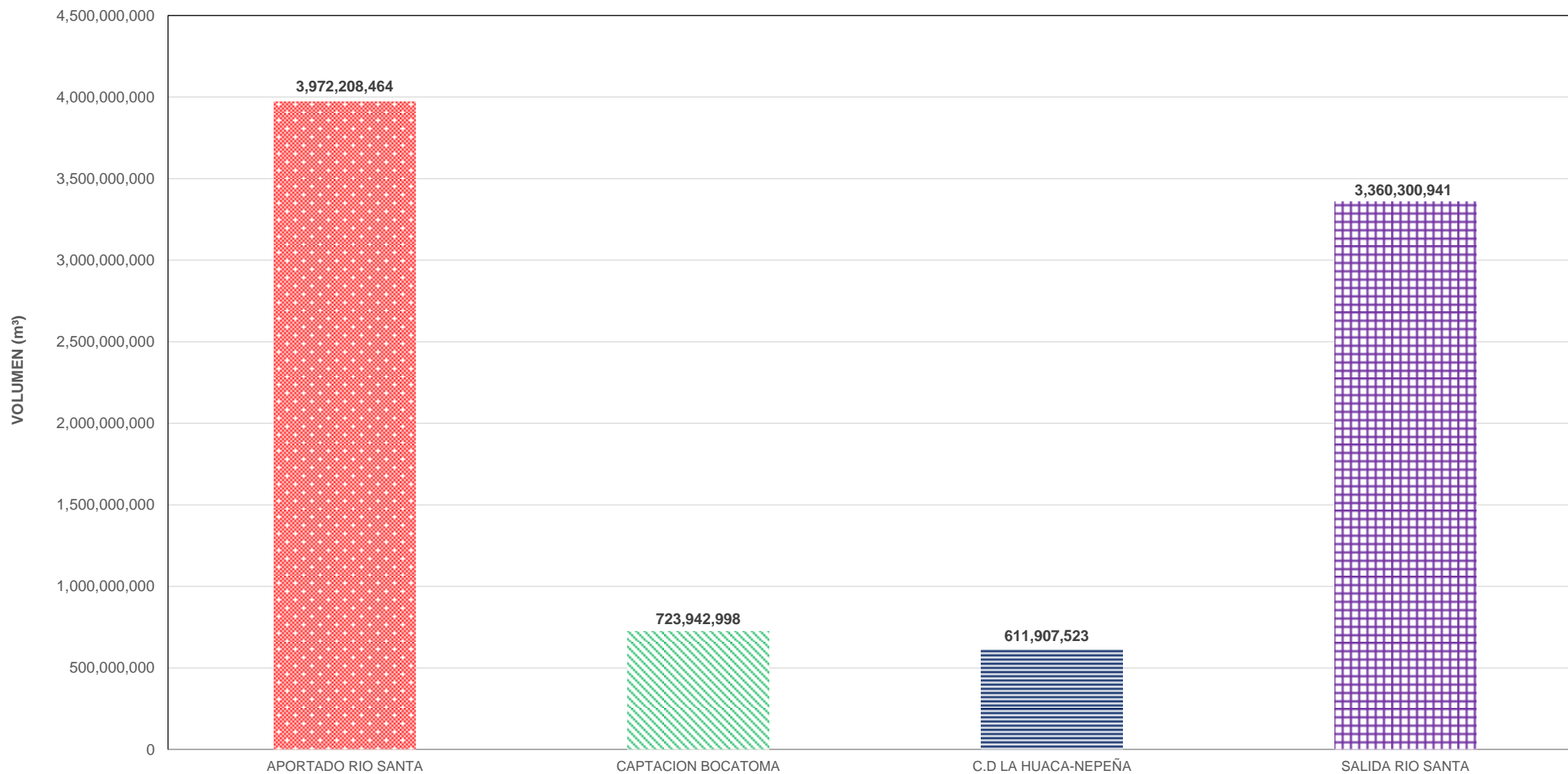





GERENCIA DE OPEMAN  
AREA OPERACIONES



### SISTEMA HIDRAULICO MAYOR DE RIEGO LA HUACA VOLUMEN ACUMULADO ANUAL (m<sup>3</sup>) AÑO 2015

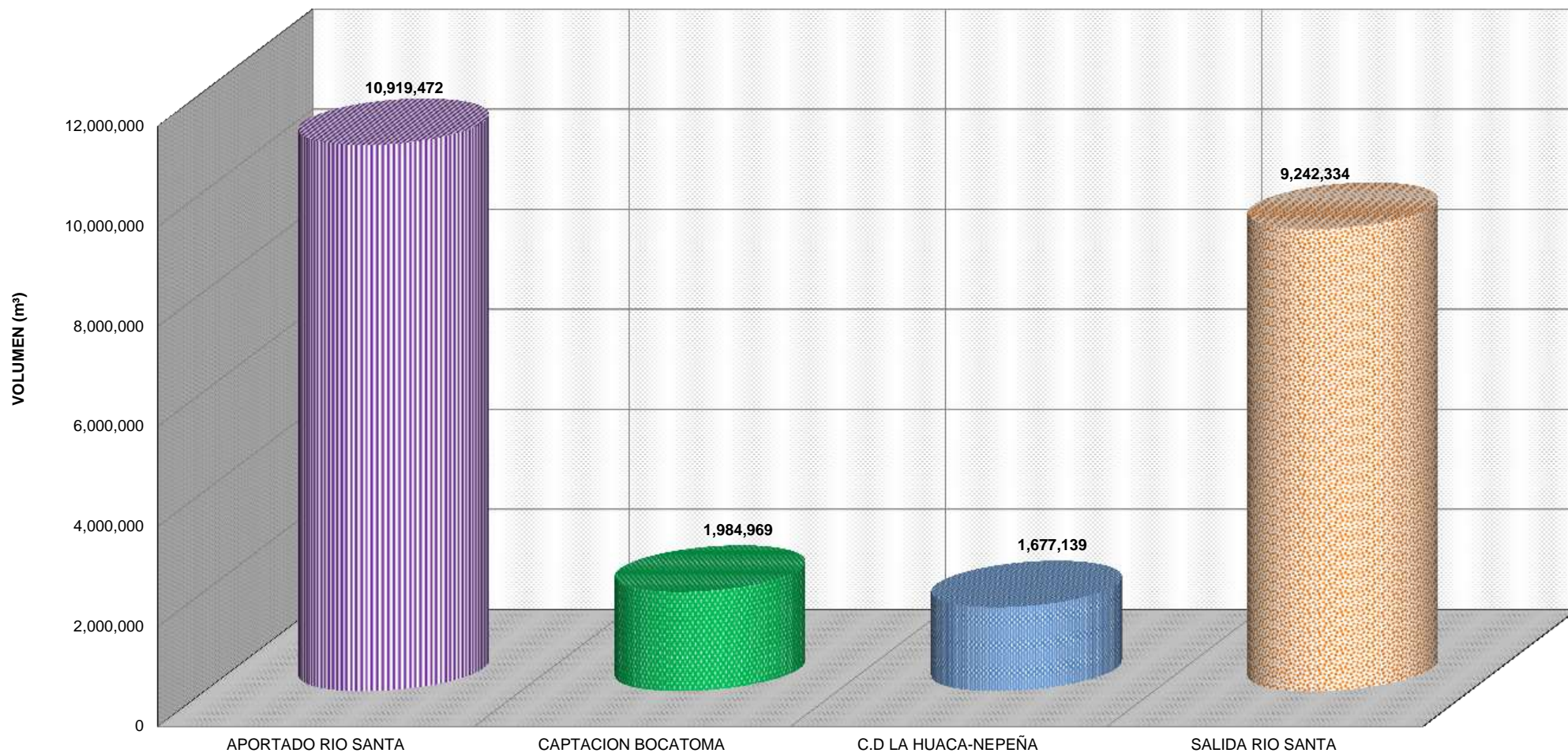




GERENCIA DE OPEMAN  
AREA OPERACIONES



**SISTEMA HIDRAULICO MAYOR DE RIEGO LA AHUACA**  
**VOLUMEN PROMEDIO ANUAL (m³)**  
**AÑO 2015**

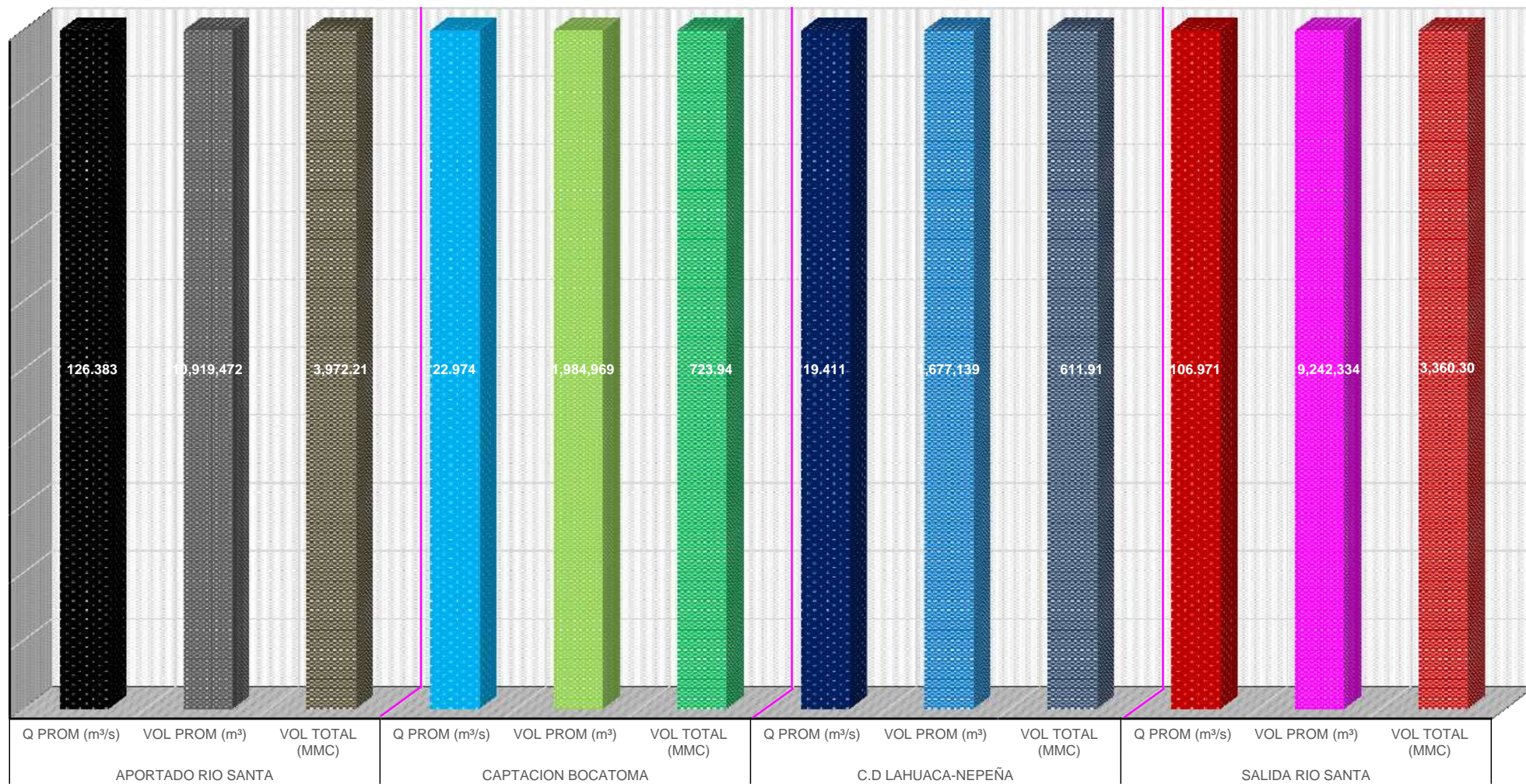




GERENCIA DE OPEMAN  
AREA OPERACIONES



SISTEMA HIDRAULICO MAYOR DE RIEGO LA HUACA  
RESUMEN VALORES HIDROMETRICOS ANUALES  
AÑO 2015







GERENCIA DE OPEMAN  
AREA OPERACIONES



APORTADO I CAPTACION C.D LA HUAC SALIDA RIO SANTA

VOL TOTAL (MM	3,972.21	723.94	611.91	3,360.30
VOL PROM (m <sup>3</sup> )	10,919,472	1,984,969	1,677,139	9,242,334
VOL TOTAL (m <sup>3</sup> )	#####	723,942,998	611,907,523	#####

APORTADO RIO SANTA			CAPTACION BOCATOMA			C.D LAHUACA-NEPEÑA			SALIDA RIO SANTA		
Q PROM (m <sup>3</sup> /s)	VOL PROM (m <sup>3</sup> )	VOL TOTAL (MM)	Q PROM (m <sup>3</sup> /s)	VOL PROM (m <sup>3</sup> )	VOL TOTAL (MM)	Q PROM (m <sup>3</sup> /s)	VOL PROM (m <sup>3</sup> )	VOL TOTAL (MMC)	Q PROM (m <sup>3</sup> /s)	VOL PROM (m <sup>3</sup> )	VOL TOTAL (MMC)
126.383	10,919,472	3,972.21	22.974	1,984,969	723.94	19.411	1,677,139	611.91	106.971	9,242,334	3,360.30